

March 2016

CARNIVAL GLASS ACTION!

A joint news publication of:




Heart of America Carnival Glass Association

Texas Carnival Glass Club

Emerald green glows from the Northwood Peacocks plate, below, described in the last part of Galen and Kathi Johnson's Carnival Glass journey, Page 7. The auction of their collection at the HOACGA Convention includes the scarce Fern bowl, below.



Jim Lee, left, shares his green Town Pump and trough by Hansen in Show and Tell, starting on Page 10. The Shoemakers, below, tell how they discovered Carnival Glass, Page 2.



Don Kime receives honors at the HOACGA Convention, Page 5, and Mickey Reichel's first Carnival Glass purchase, far right, leads to an auctioning legacy in the field, Page 8.



Sharing the past, present and future of a great American Craft

Our Carnival Glass Story

BY Robert and Kathy Shoemaker

Our names are Robert and Kathy Shoemaker from Alburdis. We live in eastern Pennsylvania. This is our story of when and how

we started the hobby of collecting Carnival Glass. Before we were married my husband and I both enjoyed going to public auctions. It was during this time my grandparents would tell us that any Carnival Glass with an N in the circle was a good piece. At that time I did not know what the symbol stood for. My grandparents would buy carnival and keep it in a china cabinet. When we would visit them, my husband and I would look at any new glass that they bought. In our collection we now have a few of those same pieces of carnival.

We began collecting Carnival

Glass in 1990 more seriously. We were like most people when getting started collecting Carnival Glass we bought smaller pieces of



glass. We remember going to our first convention in Maryland. The convention was the Mid-Atlantic convention. On our way home from that convention my husband and I both had headaches from watching those people spending a lot of money on glass. We were really green horns in this hobby at that time. We bought two Good Luck bowls at this auction, one in amethyst and the

other in blue. Those two bowls meant the world to us. We still own those two bowls.

We have bought Carnival Glass from many different resources. In the early 1990's we bought glass from different antique shows, auctions and privately from various collectors. We bought an Ice blue Memphis fruit bowl set with six cups from Gary and Debbie Heckenberger. We revisited them fifteen years later and they both remembered Robert and I as well as the fruit bowl set. It was during that visit the Heckenbergers told us that the Ice Blue Memphis

set came from Canada. Gary had put that set together himself. In 1995 we stopped collecting carnival while our children were involved with school activities. We spent the next few years spending time with them. After the children both went to college and then got married we decided to actively collect carnival again. That was in the year 2009.

In 2010 we decided to travel west to St. Louis, MO to the Whitley auction. Robert and I both were talking to each other that the glass at this auction had great color and iridescence. Floyd overheard us talking and then introduced himself. We drove home from that auction with the Ice Blue Acorn Burrs punch set.

Robert and Kathy Shoemaker's diverse collection, at left, includes an emphasis on punch bowls, such as the Peacock at the Fountain.



See Collector's Corner, Page 17



Wed., Apr. 20 to Sun., Apr. 24, Heart of America Carnival Glass Association Convention and Auction, Embassy Suites Airport, Kansas City, MO, For reservations call 1-816-891-7788. Burns Auction in charge of sale of the Galen and Kathi Johnson Collection. For more information contact Bob Grissom: bgrsm31@comcast.net

Wed., May 11 to Sat., May 14 Keystone Carnival Glass Convention and Auction, Holiday Inn, Grantville, PA. Call 717-469-1554 for reservations. For more information contact Sharon Royle at don6378@verizon.net

Thurs., June 2 to Sat., June 4 LincolnLand Convention and Auction, Milwaukee Airport Best Western, Milwaukee, Wis., 414-769-2100, www.llcgc.org. Seeck Auctions in charge of auction.

Wed., June 15 to Sat., June 18 American Carnival Convention and Auction at the Jim Wroda Auction Facility, Greenville, Ohio. For more information, visit the club website at <http://myacga.com>.

Wed., July 13 to Sat., July 16 International Carnival Glass Association Convention, Shipshewana, Indiana. Reservations: 1-260-768-7688. Seeck Auctions. For more information, see www.internationalglass.com.


Wed., Oct. 5 to Fri., Oct 7 Air Capital Convention, Best Western Airport Inn, Wichita, Kan. Reservations: 316-942-5600. For information, Don Kime: 316-733-8424.




Subscribe now to the new online two-year price guide

Auction prices are available now for 2015 and 2014 convention prices and 2014 general auctions. Prices are updating soon on 2016 convention prices. Subscribe now for \$15 through the Texas Carnival Glass Club website at www.texascarnivalglass.org.

PRICE GUIDE FOR SALE



For ordering information for the HEART OF AMERICA CARNIVAL GLASS ASSOCIATION "FIELD GUIDE TO CARNIVAL GLASS FOR 2015" and other club information go to the HOACGA web-site www.hoacga.com



2016 HOACGA CONVENTION

Bob Grissom

The 2016 HOACGA Convention will be April 20–24, 2016, Embassy Suites Airport Hotel. Room rate \$119/day. Reservations call 816-891-7788, group code HOA, or web address is http://embasysuites.hilton.com/en/es/groups/personalized/M/MKCPDES-HOA-20160419/INDEX.jhtml?WT.mc_id=POG. Room rate includes Breakfast and Managers Reception (happy hour). All rooms are 2-room suites with a refrigerator and a window for displaying your glass. You are encouraged to bring glass for sale and a Room Display, these activities are always a major part of any convention.

PLEASE NOTE: If you make your reservations and cannot get the type of room (1 or 2 beds) that you want, go ahead and make the reservations anyway. Then email me bgrsm31@comcast.net or call me 826-896-1931 or 816-356-5320 with the type of room you need or would like to have.

A REGISTRATION FORM is included in this newsletter or you may go to hoacga.com and register. (The chances for the Hotel stay cannot be paid on-line by Pay-Pal or credit card). They can be paid for at the convention registration.

The past **MAJOR DISPLAYS** have featured Rarities, Patterns, Colors, or Makers. The major display for 2016 will be **Dugan Purple** pieces. In order to keep the number of Dugan items to a reasonable number we are restricting the display to only the purple pieces. The focus of this year's Display Room is a little different. Evaluating iridescence is the most difficult aspect of carnival glass—as it is different for every pattern in every shape and every color. Dugan's purple pieces, especially their plates and bowls, present another challenge, as for these pieces, there is not one "perfect" combination of colors. It's quite possible to have six Wishbone and Spades plates, everyone of them beautiful—and every one of them different. That's what we want to present in this Display Room.

Would you please select some of your purple Dugan items and send a list of them to Bob Grissom bgrsm31@comcast.net. Your lists are critical part of the display. This will be another opportunity to share some part of your collection with your fellow collectors. These displays of carnival glass pieces are presented for your education and viewing enjoyment, they are only

possible when we all participate.

EDUCATIONAL TALK: Thursday, 7:30 p.m. We are pleased to have Gary Sullivan and Steve Lindquist present an educational talk. This will be an opportunity to get a glimpse of some of their outstanding Northwood, Dugan, Imperial, and Fenton carnival glass.

Their collection started with an Imperial Grape ruffled marigold bowl (orange iridescent bowl) and the Standard Encyclopedia of Carnival Glass.



Gary Sullivan and Steve Lindquist

After attending their first

NECGA convention with a Tom Burns auction their eyes were opened to carnival glass. They have been moving onward and upward ever since. They are both serving as officers of the NECGC. They manage websites for three different carnival clubs and are members of several other clubs. They combine their attending carnival glass conventions with their passion of visiting National Parks.

CONTEMPORARY GLASS AUCTION: After the talk by Gary and Steve, cake and coffee will be served prior to the auction of about 60 pieces of Contemporary glass. This glass is from the collection of the late Ralph and Florence Mullins. It consists mostly of past club souvenirs. Tom Burns will auction the glass. The glass may be viewed after 4:00 p.m.. All of the proceeds will go to the club.

CONVENTION AUCTION: The auction will feature some rare and unusual glass from the Galen and Kathi Johnson collection. The Johnsons have been collecting carnival glass for more than twenty-five years. The auction will feature many Millersburg items, with several pieces of blue. This will be another opportunity to add more quality carnival glass to your collection. The auction will be Saturday April 23, 2016 at 9:30 a.m. with viewing on Friday evening and again on Saturday

Don Kime receives top Britt honors

THE JOHN AND LUCILE BRITT AWARD

will be presented to Don Kime of Derby, Kansas. Don has been active in Carnival Glass for at least 40 years. Don is the President of the Air Capital Carnival Glass Club (ACCGC). He has served (with Roland Kuhn, now deceased) as the HOACGA Newsletter Editor for four years. They were also responsible for having some of the past HOACGA Souvenirs made. Don has an extensive Carnival Glass tumbler collection. Don is also presently serving on the Board of Directors of ICGA.



cash or check only. They cannot be paid online by PayPal or credit card. You may purchase chances at the convention. Your name will be placed in the pot for the drawing, which will be held prior to the auction on Saturday morning.

BROWN BAG LUNCH: For those attending the Saturday auction, the Brown Bag Lunch, consisting of a turkey sandwich, fruit, big cookie, and a bottle of water, will be offered again this year, cost is \$7. They will be available outside the auction room at about 11:45. You will be able to pick up your sack and return to the auction and continue the enjoyment of listening to Tom Burns. The lunches may be ordered at the convention or thru your pre-registration form.

SPECIAL HOSPITALITY: Last year Karen Engel, Bo Jones and Janet Heavin were responsible for the planning and preparation of a Special Hospitality event on Friday evening after the auction viewing (about 8:00 p.m.). It was well received by all. They will repeat this event again this year, with some more added attractions. It will also be extended to include at least one and possible two more similar events (at the same time). Your presence is requested.

EMPLOYEES RECOGNIZED: The HOACGA Convention has been at the Embassy Suites for about 18 years and two of the employees have been there to provide service for us all those years. On Friday morning we would like for all Carnival Glass people to have their breakfast and assemble at 8:00 a.m. in the area adjacent to the normal breakfast area for a short presentation to recognize these two persons for their service. Employees such as these two provide a service that makes our visit more enjoyable.

WHIMSEY AUCTION: As part of the financial support for the club we will offer 20 whimsies to be auctioned prior to the Banquet talk, also— just for fun—We will be offering \$50 to the first six persons that can provide the necessary thing to one of these questions. **Questions:** #1 – show me five quarters; #2 – show me a pen / pencil with advertisement on it; #3 – show me a \$1, \$5 and \$10 bill; #4 – show me a picture ID; #5 - show me some toilet tissue; #6 – show me a piece of candy; #7 – show me some hand sanitizer; #8 – show me a picture of a grandchild; #9 – show me a small bar of soap; #10 – show me a metal key.

A complete schedule and registration form along with more detailed info about the convention is included in this newsletter.

morning. The auction will be conducted by the Tom Burns Auction Co. WWW.necga.com. The auction will be on Auction Flex. At 9 a.m. Saturday, prior to the auction Tom Burns "Pony Tail" will be removed and donated, per his request, to a children's organization, come and cheer.

BANQUET SPEAKERS

will be Bob and Sherry Cyza. Bob and Sherry live in Richfield, Minnesota. The both are active members of ICGA where Bob has served as President and Sherri is presently serving on their Board of Directors. Bob and Sherry are long time collectors and are somewhat particular in what they bring home to be part of their collection. We are pleased to have them as our Banquet speakers.



Bob and Sherry Cyza

Special Offering: Chances for your Embassy Suite hotel room cost for three (3) nights, either at the 2016 or 2017 convention, or combination, (no cash value) is being offered. The chances are \$10.00 each or three (3) for \$25.00. You will see these offered on the Registration form that you can fill out and send to the club Secretary.

Please Note: These chances can be paid for by

2016 Hoacga Convention Registration April 20 - 24, 2016, Embassy Suites Airport Hotel

816-891-7788 Group Code is HOA, booking web-site http://embassysuites.hilton.com/en/es/groups/personalized/M/MKCPDES-HOA-20160419/index.jhtml?WT.mc_id=POG

Use this form if you are writing a check for your registration, membership or renewal.
For paying with PayPal, go to www.hoacga.com to register, membership or renewal.

Complimentary Events: Wednesday, April 20----6:30 p.m.----- Hospitality(Subway Sandwiches)
Thursday, April 21 -----8:30 p.m.----- Cake & Coffee
9:00 p.m.----- Contemporary Glass Auction
Friday, April 22 -----8:00 to 9:30p.m--(Y'all come) Special Reception???????

Friday- April 22--Luncheon - 12:30 p.m.--"John & Lucile Britt Award for excellence in Carnival Glass"
Honoring-----Don Kime -----Don, along with **Roland Kuhn**, was instrumental in the formation of the ACCGC. Don has served as president of the club for many years. He is also serving as a member of the Board of Directors of ICGA. Don has specialized in collecting tumblers, he has one of the major tumbler collections. Don has written several articles on Carnival Glass Tumblers.
Special Award?????????----- Announced at the Luncheon.

Number attending _____ @ \$23.00 per person-----\$ _____

Saturday, April 23 --- Banquet 6:30 p.m.

Number attending _____ @ \$33.00 per person -----\$ _____

Special Raffle: - For a 3 Night Stay at Embassy Suites, for either the 2016 or 2017 (or combination) convention, no cash value. Drawing will be Saturday before auction.

Chances ---\$10.00/ea or 3 for \$25.00 ----- # _____ \$ _____
Chances with your name will be printed and placed in drum for the drawing
These chances can only be paid for by Cash or Check

Registration Fee ----- @ \$10.00 per person ----- # _____ \$ _____

Total Amount ----- \$ _____

HOACGA Notebook/sections, Plate Holders & Drawing(Hotel Room) available at the Registration desk.

Name(s): _____

First and last names of each person (Please Print)

Address _____

City State ZIP E-Mail

Phone # _____ (Cell Phone # Optional) _____

2016 Membership or Renewal

HOACGA and/or Texas Carnival Glass Club(TCGC) Membership or Renewal

Newsletter delivery option ---- check one----- e-mail ___ or----- U.S.P.S(printed copy)_____

Annual membership in *both* HOACGA and TCGC with six Newsletters -----\$45.00-----\$ _____
OR

Only annual membership in HOACGA with six Newsletters -----\$35.00----- \$ _____

Amount----- \$ _____

Make checks payable to **HOACGA and send to:**
Kathi Johnson N13348 Osprey Drive Minong, WI 54859-9264

Carnival Glass Forever

One last part...

By Kathi & Galen Johnson



It's hard to believe that the HOACGA convention and auction are coming up so soon! We hope to see a lot of you there—conventions are the best! The seminars, the beautiful glass for sale, the creative room displays—every single thing about a convention is designed around letting us truly enjoy this wonderful hobby and the special people with whom we share our passion for carnival glass.

Our website at www.johnsoncarnival.com is available for you to see each piece in the auction 'up close and personal'—we've gotten some very nice feedback, and are happy that it seems to be well received. If you get a chance, take a look! We think there is something for everyone. Tom Burns is getting the auction brochures sent out — if you want

one and don't receive one, please let us know. Bidding is actually open with AuctionFlex online (the link is <http://tomburnsauctions.hibid.com/catalog/70466/heart-of-america-carnival-glass-association-convention-auction/>) – it makes you realize how much the world has changed since we started collecting.

Our travels collecting carnival glass have taken us all over the country, even to England. We've been able to combine our passion for travel and vacations with our carnival glass addiction. And addiction it is! It hasn't seemed to matter what pattern, or shape or color – we've found it (and bought it) no matter what or where it was.


One of our favorites is the gorgeous green Northwood Peacocks on the Fence plate with rib back and radium iridescence

which we purchased in England. We wish we had found it at an antique fair, because generally the prices aren't as steep as they are when it's already in someone's collection (true no matter which country you find it in!), but we were absolutely thrilled when we brought this beauty home from a trip! We suppose if you don't like radium, it's not your thing. Maybe you would like the Fenton amethyst Concord 3&1 edge bowl with the purple and blue grapes (or the matching 3&1 edge green and marigold bowls)—they spanned 3 separate trips!

See Glass Forever, Page 17



Lot #15



Lot #106

An Emerald green Peacocks plate, at left, is among the HOACGA auction lots. Other pieces include the Vaseline Rays and Ribbons bowl, left, by Millersburg and the Concord 3/1 bowls, below.




Lot #147



Lot #148



Lot #149



Mickey Reichel

Auctioneer Extraordinaire

Mickey Reichel, Boonville, Missouri, has been auctioning Carnival Glass for about 40 years. He has provided an avenue for collectors from Canada to Australia and California to England to not only purchase some outstanding Carnival Glass, but also to be able to sell their collections. Many Collectors have contacted the "Carnival Glass Fever" at the Mickey Reichel Auction House in Boonville, Missouri.

Twenty Five years ago Mickey started the tradition of a **"New Year's Day" Carnival Glass auction**. (Originally it was held on January 1st). This year at his January 9, 2016 event, he announced that this would be his last **New Year's** auction. In recognition of

this Milestone in his life HOACGA presented him with this **"Special Recognition Award."**

Mickey's interest in Carnival Glass started at about the age of 15 when he purchased his first piece. It was a blue Soldiers and Sailors plate. It probably was not necessarily that it was Carnival Glass that attracted the teen, but the monetary benefit. He paid \$18 and was able to sell it for \$40.

Mickey has been auctioning Carnival Glass for the past 35 years. He gives credit for his interest in Carnival Glass to Lloyd Reichel, his late father and dedicated teacher. He has auctioned many of the one-of-a-kind and top rarities (and probably owned

The Heart of America Carnival Glass Association gives Special Recognition to MICKEY REICHEL,

Collector and Auctioneer, on this, not only for his past, but his continued interest in the promotion of Carnival Glass.

Presented this Ninth Day of January, 2016.

many of these) in Carnival Glass. The year 2016 marks the Silver Anniversary of his New Year's auctions. If you put some numbers to the years, this probably says that Mickey has sold about 10,000 pieces of Carnival Glass in these 25 auctions. That is a lot of "sold" comments.

Remembering Fred Stone

Fred Stone passed away on January 17, 2016. He was born in Topeka, Kansas and had lived there all of his 72 years. He was a graduate of Washburn University where he was an



associate professor and taught swimming and water aerobics for 25 years. He was also employed by the City of Topeka, Kansas as Aquatic Supervisor, manager of all of the Topeka's five swimming pools and responsible for the hiring and training of all lifeguards.

Ann McMorris was, for many years, the Secretary of HOACGA. Fred was always there to help her with the record keeping and providing a more convenient way to do things. She would always say "I'll get Fred to do it." Fred will be missed by all of those

that knew him and especially Ann and her daughter Patricia; they have had a very close relationship and were always there helping each other.

As Pam Mills wrote, "Fred was a big man in every sense of the word. He loved Carnival Glass and the people who collected it. In 1996 he started what was to become www.cga by sending out a "daily mailing list." This provided a valuable source of information and help for many collectors.

Fred could always be depended on to have one of the best "Room Displays" at any convention and it was not a small one either; it had been well planned and assembled in a very artistic way. He was always in the Winners Circle with his great displays.

Fred's friendship, knowledge, companionship and willingness to help will be remembered and missed. — *Bob Grissom*

2016 HOACGA CONVENTION SCHEDULE

April 20-24, 2016

Embassy Suites Airport Hotel

816-897-7788

BREAKFAST IS SERVED 6:00 a.m. until 9:30 a.m., except---Sunday 7:00 a.m.

MANAGERS RECEPTION (Happy Hour) Each evening from 5:30 p.m. to 7:00 p.m (These benefits included as part of the hotel room price)

DONATIONS FOR THE SILENT AUCTION ARE WELCOMED ---- please call *Virgil Wiebe at 316-619-5301 --- email virgilwiebe@gmail.com, he will be in Room 201, or just bring them to the convention.*

IF YOU HAVE A ROOM DISPLAY, PLEASE SIGN IN AT THE REGISTRATION DESK. PLEASE SET UP YOUR DISPLAY SO IT IS VIEWABLE FROM OUTSIDE THE ROOM.

WEDNESDAY, April 20

Hospitality (Subway Sandwiches) ---5:00 p.m. to 7:30 p.m.---Suite 22

THURSDAY, April

Registration ----- 9:00 a.m. to 3:00 p.m. ---- PRE-CONFERENCE AREA.

Purchase Brown Bag Lunch(Auction), Chances for Hotel Stay, Plate Holders, Notebooks & Sections, Educational Books, Pay membership dues, etc.

Check-In ---9:30 a.m. to 3:30 a.m.----- DUGAN GLASS ----- SALON "E"

View ----- 3:30 p.m. to 10.00 p.m. ---- "DUGAN PURPLE"—SALON "E"

View --4:00 p.m.to 9:00 p.m.--CONTEMPORARY GLASS --- SALON "A"&"B"

Educational Talk-----7:30 p.m.-----Gary Sullivan & Steve Lindquist----- SALON "F,G&H"

CAKE & COFFEE --- After the Educational talk----- SALON "A" & "B"

CONTEMPORARY GLASS AUCTION ----9:00p.m.----- SALON "A" & "B"

FRIDAY, April 22:

7:00 a.m. ----VIEW DUGAN DISPLAY----- SALON "E"

7:30 a.m. ----- REGISTRATION -----PRE-CONFERENCE AREA

Purchase Brown Bag Lunch(Auction), Purchase chances for Motel Stay, Plate Holders, HOACGA Notebooks & Sections, Pay Membership dues, Educational material???????

8:00 a.m. ---- BREAKFAST ----- Recognize Two EMBASSY Employees--- Area adjacent to the Breakfast area. Just a short recognition of two Employees that have provided service to HOACGA.

10:30 a.m.--Presentation-----DUGAN DISPLAY-----SALON "E"

12:30 p.m.--- JOHN & LUCILE BRITT AWARD LUNCHEON----AMBASSADOR ROOM.

Don Kime, President of the Air Capital Carnival Glass Club is this years honoree. Special Service Award to be announced at the Luncheon.

2:00 p.m.----- (Immediately after the Luncheon) HOACGA Annual Meeting Election of Officers: Vice President, Secretary, and Bulletin Secretary. Other matters that any member wishes to bring before the Board of Directors .

4:00 p.m. ----- Judging of Room Displays.

Pick-up glass from the Dugan Display.

4:30 p.m. to 9:30p.m. --- View AUCTION GLASS----- AMBASSADOR ROOM.

GALEN & KATHI JOHNSON COLLECTION with TOM BURNS—AUCTIONEER

8:30 p.m. ---- SPECIAL HOSPITALITY ----- Rooms 204 & 205 ---- KAREN ENGLE and JIM WRODA and AARON HURST and TODD KUWITZKY will have a SPECIAL HOSPITALITY. Y'all come, you will enjoy it

SATURDAY - APRIL 23

7:00a.m. to 9:30 a.m. -----View AUCTION GLASS ----- AMBASSADOR ROOM.

9:30a.m. until ?????? ----- AUCTION---TOM BURNS & BILL RICHARDSON AUCTIONEERS. (Drawing for Hotel Room Stay prior to the Auction)

6:30p.m.----- BANQUET----- Speakers are Bob and Sherry Cyza ---- Auction of Special Whimseys---Room Display winners announced ---

Show & Tell

From the TCGC December meeting

Uranium particles glow in the Fenton Fish paperweight, proving that Bob Sage holds contemporary vaseline glass.




FENTON FISH



Wishbone & Spades

Dugan's Wishbone and Spades, first produced in 1911, shown as an amethyst chop plate, by Cale Wilcox. The other common color is peach opalescent. Above right, Hansen's Santa fairy lamp shows up.




Fancy THIS



A 1905 Dugan pattern, the Fanciful bowls and plates come in five colors, including this ruffled plate shown by Elaine Blair. For a story on Fanciful, see Page 13.



Tom Bumpass shows his two finds, described as a Crabclaw in marigold and crystal. The Imperial pattern first surfaced in a 1906 company catalog.



LOGANBERRY

Originally cataloged as Imperial's #477, now known as Loganberry, Dorothy Morgan shows a beautiful purple vase piece. Other colors are marigold, smoke, green and white.

CRABCLAW X 2



Fruits & Flowers

Large Fruits and Flowers bowls get an extra cherry in the Northwood ice green example that Peggy Wilcox holds. Small bowls only have three cherries.



Grape Leaves



BIG Basket weave

Called Wicker Work in 1914, the Dugan Diamond Big Basketweave vase comes in the scarce ice blue, shown by Sandy Sage, and five other colors.

Northwood's purple Grape Leaves bowl uses a Blossom and Palm exterior from its opalescent era.



BROCKWITZ ASTERS

Sandy Sage shows the Brockwitz Asters pattern, at right, which comes in marigold such as this compote, except for a cobalt blue in the rose bowl.




Fenton's Kittens, below, might be toy dishes, but this pattern, first appearing in 1918, remains popular with adult collectors, such as Jim Lee, showing the blue dish. There are eight listed colors.

KITTENS
Town Pump



Jim Lee holds a Hansen green pump and trough. The Northwood design first came out during the 1890s opalescent period with a trough to go with it. Most Carnival pumps do not have troughs.



Grape & Cable

Northwood's premier pattern, Grape and Cable, includes such stellar colors as the sapphire plate Emmet Morgan displays. The common number in this pattern is four: Four small leaves inside, four grape clusters and four larger leaves entwined around the cable.

Irridescent Illumination

Jerry and Carol Curtis shared their lamps and Broken Arches punch bowl, both subjects of recent stories in Carnival Glass Action.



BROKEN
ARCHES

In support of those cracked beauties...

Fanciful Shelf Piece

By Steve Hazlett

Editor's Note: This piece was written in time for Valentine's Day but was graciously held by the author because of last edition's overflow.

I thought I might write about my shelf piece. With some imagination, it could tie into Valentines Day. Also in part with the upcoming HOACGA convention.

I bought my bowl probably ten or fifteen years ago. We were passing through the small town of Weaubleau, Missouri. There were a couple of antique stores there. I found my shelf piece at the second store in the back room area sitting on the shelf, among many other different pieces of glass, none of which were carnival glass.


Of course it stuck out like a sore thumb. It was so exciting till I reached and picked it up. Oh no! So beautiful, but then the broken off lower edge appears out of nowhere. It is an amethyst Fanciful bowl with Big Basketweave pattern on the back. Great color and iridescence. Fanciful was created by the Dugan Glass Company.

It's a rather busy pattern, but has a nice flow of detail to it. The inner bowl is encircled with some large leaves, then a smaller flowing type of plant, followed by a checkered and beaded large leaf. The checkered and beaded leaf is shaped somewhat in a heart shape, hence the tie-in with Valentines Day. Just my opinion. As you progress towards the center of this bowl, there are two fine lines and then another ring resembling tiny ladder rungs going around the bowl. Below that consists a ring of connected ornamental scroll design. And in the bottom center of the bowl has a filigree of circles and lines, with a raised flower center. This bowl has ten ruffles with a fluted edge.

Fanciful was made in bowls and plates, in circa early 1900s. It can be found in amethyst, marigold, blue and white; also in peach opalescent, which Dugan was famous for.

So to finish up, I am left in a quandary of what to do. It is broken, yet it is beautiful. The cost of the bowl is a mere \$12. It will never be worth much in a broken state, but I like it as a shelf piece. In its stand you can hardly tell its broken. It is not perfect by any means, but I have gotten every bit of my \$12 back in enjoyment of this piece showing up in my collection.

In the upcoming HOACGA convention there will be a display of Dugan purple pieces. If you have some purple Dugan pieces you would like to bring and share, put a list together. Send it as soon as you can to Bob Grissom at bgrsm31@comcast.net.



Dugan Diamond At a Glance

The plant was built in 1892 and had several owners/managers until the Dugan family, cousins of the Northwoods, assumed chief ownership in 1904. Eventually only one Dugan brother remained with the company until the plant burned down in 1931, ending the company.

There are approximately 128 Carnival Glass patterns, including Jeweled Heart (Victor), which predates the iridescent period.

A West Coast Collector

By David Middleton

When my wife Joyce and I were married in 1960, one of the family things that we received from her mother was a Carnival Glass bowl. She had received the bowl from her mother-in-law when she was married in 1932. The bowl is a FENTON TEN MUMS with a candy ribbon edge in amethyst. Little did we know what was in store for us.

We didn't know too much about it until we moved into a new apartment in Tracy, California. We had just returned from a trip to the World's Fair in Seattle, and I had been transferred to Tracy. I worked for the State of California on the state water project on a survey crew laying out the center line of the California Aqueduct which starts just north of Tracy.

We became friendly with the manager of apartment complex and at Christmas time of 1962, we invited the manager to our apartment for a visit. When she walked in, she noticed the carnival bowl on a table with an assortment of nuts in it. She told us about the bowl and that it should not have nuts in it! She then invited us to her office apartment to show us what she was talking about. A couple of days later, we visited her and saw her collection of Carnival Glass. We were hooked. We were already collectors of sterling silver, Heisey glass, art nouveau picture frames, hand painted Pickard china, reference material and Joyce collected beaded purses.

A few years later, the manager retired and decided to sell her collection of Carnival Glass. SO, we bought it. There were about fifty pieces in the collection. Most of it was marigold, but there were a couple of advertising pieces from Utah, and a couple of red pieces. (The red pieces later became our washer and dryer in our new house. One of our club members owned an appliance

store and would trade appliances for carnival.) Also during this time, we found carnival reference material and joined the American and International Carnival Glass clubs.

My wife's family is in the Kansas City area and we have made a few trips there for visits and special

occasions. Two of those trips were for her dad's parents 75th and 80th wedding anniversaries. On one of those trips, we made contact with O. Joe Olson. He was an outlet for St. Clair glass and wrote a newsletter on Carnival Glass. I purchased glass from him for resale. He was a very interesting person.

In 1968, the American carnival club planned to have their 1969 convention on the west coast. It was to be in southern California in Anaheim. We figured that it was an opportunity for us to go to a national

convention. It would also be our first convention. We couldn't afford to stay at the hotel it was in so we stayed with Joyce's aunt and uncle in Bellflower. They were happy for the visit. At the banquet, we sat at a table that was mostly people from northern California. One couple was Don and Connie Moore. At that time, Don had just started collecting Carnival Glass.

When we got home, we decided to invite carnival collectors to our apartment to see if they were interested in starting a club in our area. We went through the national club rosters and sent invites to those we could find. One not on any list was Don Moore. When the time came for the gathering, about fifteen to twenty people showed up. There were some that we had met at the convention and others we met for the first time. I was surprised and very pleased to see two from the southern club in attendance. It turned out





that they were visiting an aunt and uncle in the San Jose area. That couple was on our mailing list so the two came along with them to our place. Since they already belonged to the southern club, they were a great help in getting us organized. Thank you, Don Clark. The result of this gathering was to have a formal meeting in a restaurant and invite other glass collectors that we knew. Our first meeting was in San Jose, and there were about seventy people in attendance. We elected officers and worked on organizing a club and a schedule of meetings. We elected Don Moore president even though he was not there (we didn't know how to contact him.) When we were able to contact Don and tell what we had done, he was pleased. The Northern Carnival Club was formed.

Back on the home front, my job with the state evolved from being a surveyor to being a dirt and concrete inspector during the construction of the project. When construction ended I went into the operation phase and became an H2OK9 (waterdog). This meant that I would monitor all of the facilities that we operated. Our headquarters were just north of Tracy and that is where I would start my day. I would range from Napa to the north to San Jose to the southwest. I was very fortunate in that I had my own State vehicle

and I set my own schedule. As you can see, I was able to cover a lot of antique shops and malls on my rounds.

Very early on, we collected practically everything we saw. We didn't have a lot of money so if the dealer was willing, we used layaway. There were some dealers that knew what carnival was and had some nicer pieces. One dealer went on a buying trip to the Midwest states and came back with a very nice selection. My flowering vine compote was in that batch of glass. It was on layaway for a long time. We also made friends with a dealer in Oakland, and they became our mentors. They had a shop and did shows and when the show closed, we would help them pack out. After a while, I was able to help them set up for a show. Got a lot of stuff doing that.

I have always liked the bowl that started this quest and have acquired a few more of them along the way (the count is around 35). I found that I like candy ribbon edge bowls and have refined that to ones made by FENTON. I found that they made about two dozen patterns with that edge treatment. Most of those patterns come in four colors: marigold, blue, green and amethyst. I also found that most of these patterns come

Not your typical Carnival Glass form

By Jerry & Carol Curtis

CRYSTAL HEAD VODKA BOTTLE

I recall seeing one of these bottles at a HOACGA convention several years ago and have always wanted one but could never find one anywhere. I happened across this one last month being offered on eBay and I just could not pass it up. These bottles are fairly plentiful in the non-iridized version but it is more difficult to find one that is iridized. According to the eBay seller they no longer make the iridized version and prices are expected to get much higher in the future.

In researching this piece, I was somewhat surprised to discover that it was the brainchild of a famous comedian. The Crystal Head Vodka Company was founded by comedian Dan Akroyd and artist John Alexander in 2007. They claim the vodka is specially filtered resulting in a unique taste. While I cannot attest to the quality of the contents, I will say this rather unique bottle would draw the interest of any bottle collector and I would dare say, most carnival collectors would like to have one as well.

The bottle stands 7 inches high with a 2-3/4 inch



base. The iridescence is of a heavy golden tone with striking blue highlights. The golden cap is fitted with a cork plug that fits snugly enough to prevent spillage of its contents. The base of this bottle still has the content label and production information indicating it is made in Canada.

I also recently found four skeleton head handled cups to complete this as a liqueur set. They are, however, not iridized. I do plan on trying to find spray-on iridescence to attempt to match the cups with the bottle.

My attempts at photographing this piece were total flops. The clear bottle with its assorted depressions and indentations acted like a prism, making the pictures all splotchy and indiscernible. Problem solved. I filled it with my left-over coffee and voila... the picture came out nicely.

While the shape of this piece may seem too far out to some collectors, I think the beautiful iridescence reduces the macabre effect making it more palatable to the carnival collector's eye. We are pleased to have found one of these rare bottles to add to our collection.

From Page 15, West Coast Collector

in three edge treatments: ruffled, three in one and candy ribbon. Also, a couple of these patterns come in two sizes. Another thing is finding that not all of these patterns came in these four colors. Some came in more and a few in less. Try to find Ten Mums in all three shapes in marigold.

I was asked to give a talk at the 2011 HOACGA convention on candy ribbon edge bowls. I brought sixty of them with me and when I went home I had sixty four of them! I find that doing a talk is very rewarding because at home they are spread out, and in a program talk, that many together is impressive. I also like multiples. It's fascinating to see the variation in one pattern, one color or one shape.


Another of my favorite patterns is Orange Tree, especially mugs. I like them with and without iridescence. It took me a long time to notice the difference in standard size Orange Tree mugs. One has a trunk like the shaving mug and the other is

very stylized with the trunk being vertical lines. The mugs are also interesting with the top and bottom bands going in different directions due to mixing mold pieces.

Since 2006, I have been a solo collector. Joyce, went to the hospital for surgery in 2003 and ended up in convalescent care the next three years. She was in a facility in Walnut Creek, which is an hour away from home. I would spend three days a week with her and finally in 2006, I was able to bring her home. Two months later she died. She had had major health problems for 40 years and it was time for her to go.

It was an eye opener for me to realize what I collected alone. Carnival was still at the top of the list. I am even more into Ten Mums and Orange Tree mugs and I am branching out into other patterns. Chesterfield has raised its awareness and so has Floral and Optic. It's time for me to end this rambling and get back to eBay to see what else I can find.

From *Glass Forever*, Page 7



Delicate fronds decorate this marigold/clambroth Fenton Fern bowl, one of only a handful or so known.

When you can combine beautiful iridescence with a tough pattern, you've found a winner!

Two other neat and unique pieces bought here in the States are the Fenton ruffled, footed Fern bowl in clambroth/light marigold – it has the neatest look, since the rim is well iridized in a soft marigold, and the inside is much lighter. Scarce is a good description for the frequency of this pattern – there seem to be about 3 to 4 other pieces reported. We purchased it at the Fenton museum auction and were happy to have this special piece in our collection. And if you want another rare item, the vaseline Millersburg Rays & Ribbons ice cream shaped bowl was purchased (Bev Frantzen's collection) as the only one reported in this shape. If you like Millersburg Vaseline, this is a great piece!

As you can see, our adventures have been wonderful. We hope to continue with them for many, many years! Since we need to make room, we hope that you will be able to find something from our collection that you love enough to take home and 'caretake' for a while; but even if you don't find something at the auction, we hope you enjoy the convention and visiting with friends! Thanks for reading our ramblings -hope to see you in April!

From Page 2, *Collector's Corner*



Acorn Burrs glow in different colors in the Robert and Kathy Shoemaker home in Pennsylvania.



Grape and Cable Punch Sets, above, and an Acorn Burr.

We both enjoy looking at our carnival that we have in our cabinets. While looking at our collection I can remember the experience we shared while buying that certain piece of glass. This hobby has taken us to places that we may have never visited if it had not been for attending carnival glass conventions and auctions. We have also had some great conversations with really nice people that we have met along the way. This is a hobby that both my husband and I enjoy sharing together. Robert and I have always bought a piece of carnival that we both like. Each piece of Carnival Glass is special to us in its own way!

Resources

Dealers

Colleywood Carnival Glass Company
www.colleywoodcarnival.com

Samantha Prince, 386-227-6482
Samantha@poormanstiffany.com

Lloyd Ward, Mayfield, KY 270-251-2005
www.carnivalglass.com

Books

Auction Price Guides, Tom & Sharon Mordini
815-235-4407 tommordini@aol.com

Birds of a Feather, Ronald Britt
Peacock patterns
513-900-9113 ronbjudyb@gmail.com

Carnival Glass from Scandinavia, Thistlewood
Three e-book volumes
s.g.thistlewood@btinternet.com

HOACGA Field Guide to Carnival Glass for 2015
www.hoacga.com

HOACGA Notebook sections, plate holders
HOACGA site or contact Kathi Johnson

Laser Creations, Fred & Elaine Blair
www.eblasercreations.com

Informational Websites

Dave Doty www.ddoty.com
Fry <http://carnivalglass101.carnivalheaven.com>
Miniatures & Whimsies [flickr.com/photos/hoacga/](https://www.flickr.com/photos/hoacga/)
Olson auction prices www.glasspassion.net
Showcase www.carnivalglassshowcase.com
Thistlewood www.carnivalglassworldwide.com

TCGC

Visit TCGC website www.texas-carnival-glass.org

TCGC Officers

President – Emmett Morgan
979-836-7896 ecmorgan@myalpha1.net
Vice-president – Bob Sage
512-255-1176 rsage1@austin.rr.com
Treasurer – Jeannie Whitley
713-686-0630 jeannie.whitley@gmail.com
Secretary – Sandy Sage
512-255-1176 rsage1@austin.rr.com
Newsletter Editor – Elaine Blair
469-742-0055 elaineblair@att.net
Webmaster – Walt Robinson
waltrobtx@sbcglobal.net

Auctioneers

Burns Auctions, Clermont, FL 407-592-6552
www.necga.com/Tom%20Burns%20Auction.html

Mickey Reichel Auction Center, Boonville, MO
660-882-5292 www.AWK-SHN.com

Seeck Auctions, Mason City, IA
641-424-1116 www.seeckauction.com

Jim Wroda Auction Service, Greenville, OH
937-548-7835 www.jimwrodaauction.com

Club Websites

Air Capital ACCGC www.aircapitalcarnivalglass.com
American ACGA www.myacga.com
Canadian CCGA <http://www.canadiancarnivalglass.com>
International ICGA www.internationalcarnivalglass.com
Iridescent Nation www.iridescentnation.com
Keystone Carnival Glass Club
Great Lakes GLCGC www.greatlakescgc.com
Lincoln Land LLCGC www.llcgc.org
Millersburg Glass Assn www.millersburgglass.com
New England NECGA www.necga.com
Northern California NCCGC <http://doris-and-unclemarv.net/nccc>
Pacific Northwest PNCGA www.pnwega.org
Quebec QCGA www.verrecarnavalquebec.org
Southern California SCCGC <http://sccgc.webs.com>
Tampa Bay TBCGC www.tbccgc.com
The Carnival Glass Society (UK) www.thecgs.co.uk
Woodsland WWWCGA www.cga

HOACGA

Visit HOACGA website www.hoacga.com

HOACGA Officers

President – Robert Grissom
816-356-5320 bgrsm31@comcase.com
Vice-president – Gary Heavin
573-578-3747 onlater@hotmail.com
Treasurer – Karen Engel
541-924-1869 karenengel@comcast.net
Secretary – Kathi Johnson
763-441-5587 galenandkathi@yahoo.com
Newsletter Editor – Steve Hazlett
816-524-4865 stevhazless@gmail.com
Research/Historical Editor – Joan Doty
Webmaster – Galen Johnson
763-441-5587 galenandkathi@yahoo.com



Advertisements

www.carnivalglass.com

"The Place for Carnival Glass"

47 years of satisfied mail-order customers
Updates every two weeks!

Carnival Glass in Mint Condition

- ◆ **Thinking of selling your collection?**
- ◆ **Turn your Carnival Glass into Cash!**
- ◆ **I buy one piece, 20 pieces, or an entire collection of Carnival Glass**

Lloyd R. Ward

P.O. Box 1006

Mayfield, KY 42066

Tel: (270) 251-2005 Cell: (270) 970-0599

email: lrward@carnivalglass.com



TCGC MEMBERS TAKE NOTE

DON'T FORGET - YOUR TCGC MEMBERSHIP EXPIRES ON FEB.1

Membership in the Texas Carnival Glass Club is due annually on FEBRUARY 1st and runs through January 31. Your membership fee of \$35 includes six *Carnival Glass Action* newsletters (with a HOACGA membership \$45).

THREE CONVENIENT WAYS TO RENEW OR JOIN

1. Use PayPal to renew or join online from the TCGC website membership page: www.texascarnivalglass.com/membership.
2. When you register for the 2016 TCGC Convention (see page 7).
3. Use the membership registration form below.

Membership and Newsletter Application

Texas Carnival Glass Club (TCGC)
and

Heart of America Carnival Glass Association (HOACGA)

Name(s): _____

Address: _____

City/State/Zip: _____

Phone: _____ Email: _____

Newsletter delivery preference: email _____ USPS _____

HOACGA and TCGC have a joint newsletter.

Choose one:

Annual membership in both HOACGA and TCGC with six newsletters: \$45 _____

Annual membership in HOACGA with six newsletters: \$35 _____

Annual membership in TCGC with six newsletters: \$35 _____

Send application and check payable to HOACGA or TCGC to either:

Mail to TCGC: Jeannie Whitley
1006 Cheshire Lane
Houston TX 77018

Mail to HOACGA: Kathi Johnson
N13348 Osprey Drive
Minong, WI 54859-9264

Or you may join online at www.hoacga.com or www.texascarnivalglass.org

POSTMASTER:**Direct any problems to:****Distribution Manager****Steve Hazlett****1113 SE 4th Ter****Lees Summit, MO 64063-3203**

Please check your "Address Label" to the right. The numbers after your last name separated by a dash (-) is the date, month and year, for your membership and newsletter renewal.

CARNIVAL GLASS CLASSIFIEDS

WANTED—To buy or trade

Marigold - Heron mug

Marigold - Inv. Strawberry Candlestick Pastel

Marigold - Greek Key Tankard Pitcher

These are parts needed to complete sets, one of each wanted.

Ray & Shirley Henry. You can reach at kteacher14513@yahoo.com The home phone is 864-327-9182



Powder Jar Lid, Grape and Cable, Cobalt Blue,

Covered Compote Lid, Lacy Dewdrop, Pearlized Milk Glass,

Sugar Lid, Circle Scroll Sugar, marigold

Bob Grissom, 816-896-1931, bgrsm31@comcast.net.



I have a Diamond and Starburst wine decanter and stopper in great condition, purple with electric iridescence all over. Will trade for a Grape & Cable whiskey decanter in purple/with stopper in same condition, or a Formal hatpin holder in purple. You can contact me at Janekenney2@sbcglobal.net or call Bill Kenney at 816-537-4599.



Need lid for Fenton Candy #736 [Elite] in amberina. Please email Jerry Curtis if you have this part: jcurtis95@austin.rr.com



Marigold - Chesterfield water pitcher and lid

Marigold, any shape - Ten Mums

Orange Tree Mugs - Not iridescent, except Persian blue

Depression Glass - Pink, blue or green

Contact: Dave Middleton - mevad@sbcglobal.net or 209-835-3797

FOR SALE



HOACGA souvenirs FOR SALE, all

in RED: 1976 decanter with 6 whiskey glasses, '77 hatpin holder, '78 corn vase, '79 loving cup, '81 Red candle lamp. ALSO

'80 Green hatpin holder, Good Luck hatpins (no wires) Also have an ACGA In God We Trust Mug 1968, 1971 Joe St. Clair small plates - 2 I am interested in selling them as one lot preferably.

I can be reached at 620-421-0937.

Dixie Quirin